

LARGE NUMBERS (REVISION)

Counting Chart: Numbers 1 to 100

1 one	2 two	3 three	4 four	5 five	6 six	7 seven	8 eight	9 nine	10 ten
11 eleven	12 twelve	13 thirteen	14 fourteen	15 fifteen	16 sixteen	17 seventeen	18 eighteen	19 nineteen	20 twenty
21 twenty-one	22 twenty-two	23 twenty-three	24 twenty-four	25 twenty-five	26 twenty-six	27 twenty-seven	28 twenty-eight	29 twenty-nine	30 thirty
31 thirty-one	32 thirty-two	33 thirty-three	34 thirty-four	35 thirty-five	36 thirty-six	37 thirty-seven	38 thirty-eight	39 thirty-nine	40 forty
41 forty-one	42 forty-two	43 forty-three	44 forty-four	45 forty-five	46 forty-six	47 forty-seven	48 forty-eight	49 forty-nine	50 fifty
51 fifty-one	52 fifty-two	53 fifty-three	54 fifty-four	55 fifty-five	56 fifty-six	57 fifty-seven	58 fifty-eight	59 fifty-nine	60 sixty
61 sixty-one	62 sixty-two	63 sixty-three	64 sixty-four	65 sixty-five	66 sixty-six	67 sixty-seven	68 sixty-eight	69 sixty-nine	70 seventy
71 seventy-one	72 seventy-two	73 seventy-three	74 seventy-four	75 seventy-five	76 seventy-six	77 seventy-seven	78 seventy-eight	79 seventy-nine	80 eighty
81 eighty-one	82 eighty-two	83 eighty-three	84 eighty-four	85 eighty-five	86 eighty-six	87 eighty-seven	88 eighty-eight	89 eighty-nine	90 ninety
91 ninety-one	92 ninety-two	93 ninety-three	94 ninety-four	95 ninety-five	96 ninety-six	97 ninety-seven	98 ninety-eight	99 ninety-nine	100 one hundred



Los números del 100 al 999 se escriben con la palabra **hundred**.

100	one hundred	uan hándred
200	two hundred	txu hándred
300	three hundred	zri hándred
400	four hundred	for hándred
500	five hundred	fáif hándred
600	six hundred	six hándred
700	seven hundred	séven hándred
800	eight hundred	eit hándred
900	nine hundred	náin hándred

Se añade la palabra **and** después de "hundred" para enlazarlo con las unidades y decenas.

- 101 = one hundred **and** one
- 225 = two hundred **and** twenty-five
- 368 = three hundred **and** sixty-eight
- 406 = four hundred **and** six
- 550 = five hundred **and** fifty
- 612 = six hundred **and** twelve
- 733 = seven hundred **and** thirty-three
- 841 = eight hundred **and** forty-one
- 902 = nine hundred **and** two

Los millares se leen con la palabra **thousand**.

1.000	one thousand	uan zausnd
2.000	two thousand	txu zausnd
3.000	three thousand	zri zausnd
4.000	four thousand	for zausnd
5.000	five thousand	fáif zausnd
6.000	six thousand	six zausnd
7.000	seven thousand	séven zausnd
8.000	eight thousand	eit zausnd
9.000	nine thousand	náin zausnd

ninety nine nine (1.099)

ATENCIÓN:

*No se escribe "and" después de "thousand" para Detrás de la palabra "thousand" se escribe and para enlazar con unidades y decenas, es decir, del 1.001 al 1.099 se escribe;por ejemplo:

one thousand and one (1.001)
one thousand and two (1.002)
one thousand and three (1.003)

one thousand and con enlazarlo centenas:

EJEMPLOS:

1.009 = one thousand and nine
2.040 = two thousand and forty
3.100 = three thousand, one hundred
4.202 = four thousand, two hundred and two
5.367 = five thousand, three hundred and sixty-seven
6.411 = six thousand, four hundred and eleven
7.599 = seven thousand, five hundred and ninety-nine
8.888 = eight thousand, eight hundred and eighty-eight
9.303 = nine thousand, three hundred and three
10.000 = ten thousand
100.000 = one hundred thousand

Para los millones añadimos la palabra **million**.

NÚMEROS	INGLÉS	PRONUNCIACIÓN
1.000.000	one million	uan mίlion
2.000.000	two million	txu mίlion
3.000.000	three million	zri mίlion
4.000.000	four million	for mίlion
5.000.000	five million	fáif mίlion
6.000.000	six million	six mίlion
7.000.000	seven million	séven mίlion
8.000.000	eight million	eit mίlion
9.000.000	nine million	náin mίlion

EJEMPLOS:

1.000.101 = one million one hundred and one
2.100.052 = two million one hundred thousand and fifty-two

3.456.789 = three million four hundred and fifty-six thousand seven hundred and eighty-nine

4.006.000 = four million six thousand

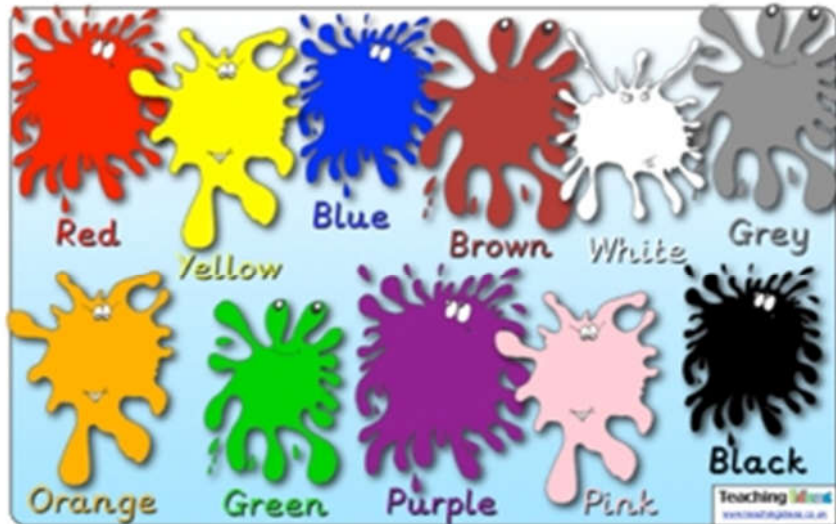
5.011.003 = five million eleven thousand and three

10.000.000 = ten million

100.000.000 = one hundred million

1.000.000.000 = one billion

COLOURS (REVISION)




- DARK _____
- LIGHT _____
- SKY BLUE
- NAVY BLUE
- TURQUOISE
- FUCHSIA
- MAROON
- GOLDEN
- SILVER
- VIOLET
- NOUGAT
- IVORY
- OLIVE

WEATHER (REVISION)



IT'S SUNNY



IT'S CLOUDY



IT'S WET



OR

RAINING



IT'S WINDY



IT'S HOT



IT'S COLD




IT'S FOGGY



IT'S STORMY



IT'S SNOWING



IT'S HAILING

“What’s the weather like today?”


“It’s ... and ...”

THE DAYS OF THE WEEK (REVISION)

" Which day of the week is it today? Today is ..."



THE MONTHS OF THE YEAR (REVISION)



THE SEASONS (REVISION)

" What season is it now? It's ..."



THE ALPHABET (REVISION)

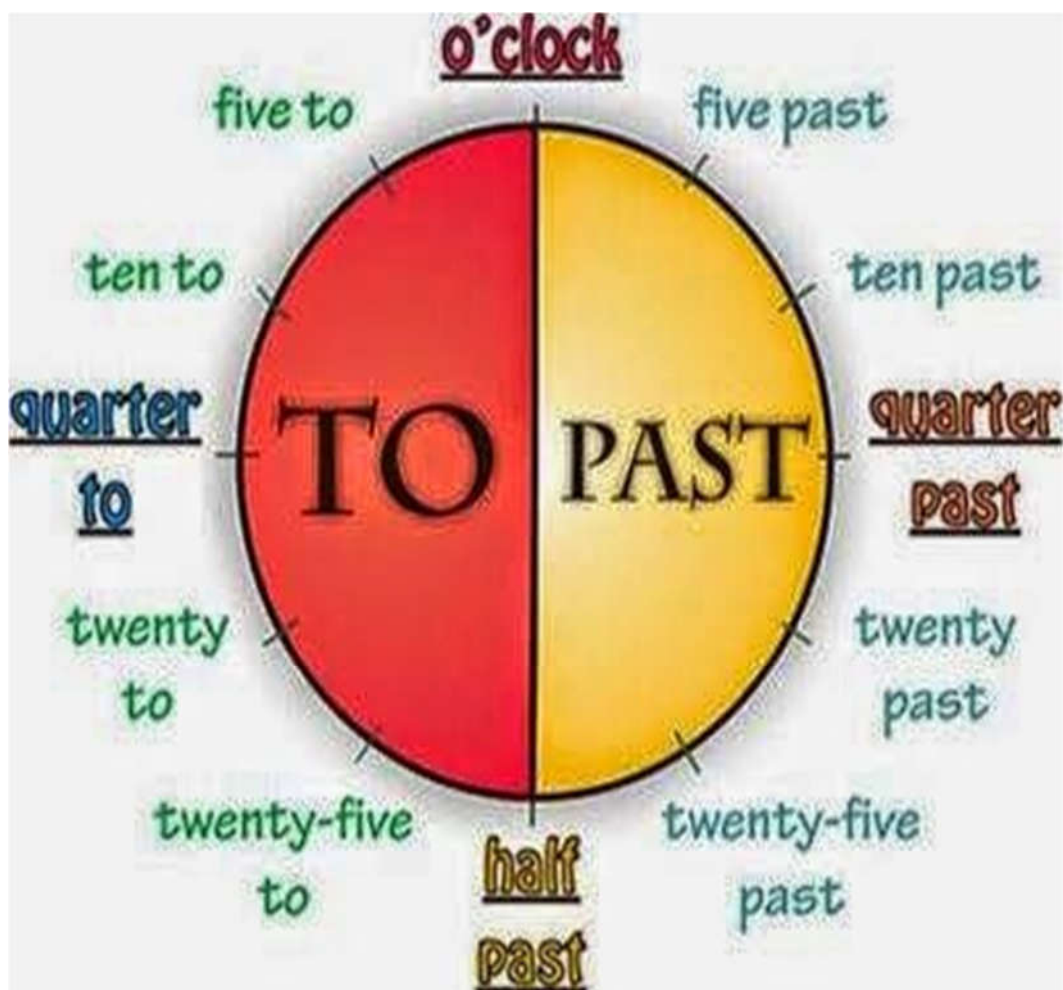
" Can you spell the word ... in English? "

"How do you spell the word ... in English?"



"WHAT TIME IS IT? IT'S ..."

Hora Analógica:



Ampliación: Hora digital

" What time is it? It's ..."

10: 48 – It's ten forty eight

23: 54 – It's twenty three fifty four

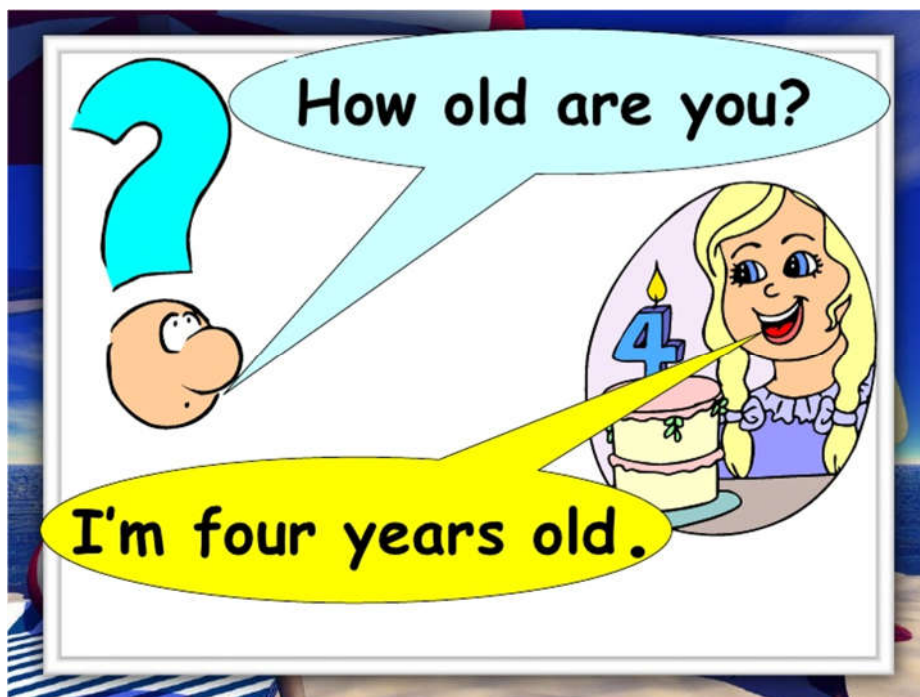
13: 07 – It's thirteen "oh" seven

USEFUL QUESTIONS (REVISION)

" WHAT'S YOUR NAME? MY NAME IS ... "



" HOW OLD ARE YOU? I'M ... "



**" HOW ARE YOU?
I'M FINE, THANK YOU"**





" WHEN'S YOUR BIRTHDAY?"

MY BIRTHDAY IS ON THE ... OF ..."

Ejemplo: " My birthday is **on the first of January "**

1 Ordinal numbers

1st	first	17th	seventeenth
2nd	second	18th	eighteenth
3rd	third	19th	nineteenth
4th	fourth	20th	twentieth
5th	fifth	21st	twenty-first
6th	sixth	22nd	twenty-second
7th	seventh	23rd	twenty-third
8th	eighth	24th	twenty-fourth
9th	ninth	25th	twenty-fifth
10th	tenth	26th	twenty-sixth
11th	eleventh	27th	twenty-seventh
12th	twelfth	28th	twenty-eighth
13th	thirteenth	29th	twenty-ninth
14th	fourteenth	30th	thirtieth
15th	fifteenth	31st	thirty-first

2 When's your birthday?

A four-panel comic strip. Panel 1: A boy asks, "When's your birthday?" and a girl replies, "It's on the second of May." Panel 2: The boy says, "My birthday is on the thirteenth of July." and the girl asks, "Oh, is it?" Panel 3: The boy asks, "When's your birthday, Pete?" and a boy replies, "It's on the first of April." Panel 4: The boy says, "Ha! Ha! April Fool!"

“ WHAT´S YOUR FAVOURITE NUMBER?”

“MY FAVOURITE NUMBER IS ...”

“ WHAT´S YOUR FAVOURITE COLOUR?”

“MY FAVOURITE COLOUR IS ...”

“ WHAT´S YOUR FAVOURITE ANIMAL?”

“MY FAVOURITE ANIMAL IS A ...”



“ WHERE DO YOU LIVE? I LIVE IN DOS HERMANAS”



MORE REVISION OF USEFUL QUESTIONS

How tall are you? I'm ... centimetres tall"

"Have you got any brothers or sisters? I've got ... / I haven't got ..."

"Have you got a pet? I've got a ... / I haven't got a pet"

TYPES OF QUESTIONS

En inglés existen dos tipos de preguntas:

➤ Yes/No Questions: Como su nombre indica, son preguntas que se responden con "Yes" o "No" y, a diferencia de las siguientes, no tienen partícula interrogativa.

Cómo se responden:

Yes, + sujeto en forma de pronombre + primera palabra de la
(I, you, he, she, it, we, you, they) pregunta

No, + sujeto en forma de pronombre + primera palabra de la
(I, you, he, she, it, we, you, they) pregunta en negativa

* Si la pregunta lleva "There" se mantiene en la respuesta como sujeto de la cuestión.

Ejemplo: *Is there a cat on the roof? Yes, there is
No, there isn't*

➤ Wh-Questions: Como su nombre indica, son preguntas que llevan partícula interrogativa que se forma con las siglas wh-. Las más utilizadas son las que se presentan en el siguiente cuadro:

INTERROGATIVOS	
WHAT?	¿QUÉ?
WHICH?	¿CUÁL?
WHERE?	¿DÓNDE?
WHEN?	¿CUÁNDO?
WHO?	¿QUIÉN?
WHOSE?	¿DE QUIÉN?
WHY?	¿POR QUÉ?
BECAUSE...	PORQUE...


INTERROGATIVOS	
HOW ?	¿CÓMO?
HOW MUCH?	¿CUANTO?
HOW MANY?	¿CUANTOS?
HOW LONG?	¿CUANTO TIEMPO?
HOW FAR?	¿A QUÉ DISTANCIA?
HOW OFTEN?	¿QUE FRECUENCIA?
HOW HEAVY?	¿CUÁNTO PESA?
HOW OLD?	¿QUÉ EDAD TIENE?

+ **“HOW FAST?”** - ¿A qué velocidad?

“HOW TALL ARE YOU? I’M ... CENTIMETRES TALL”

(Revision)

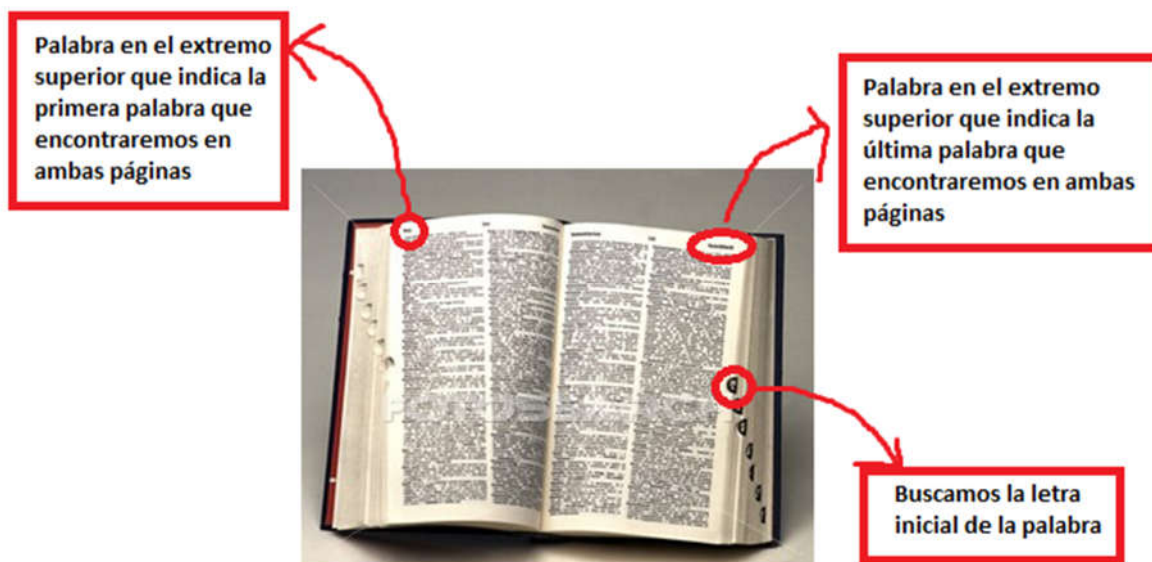
USE OF THE DICTIONARY:
(Revision)



Nuestros diccionarios son bilingües, es decir, tienen dos partes: una sirve para saber el significado de las palabras en inglés (inglés-español) y otra se utiliza para saber cómo es una palabra española en inglés (español-inglés).

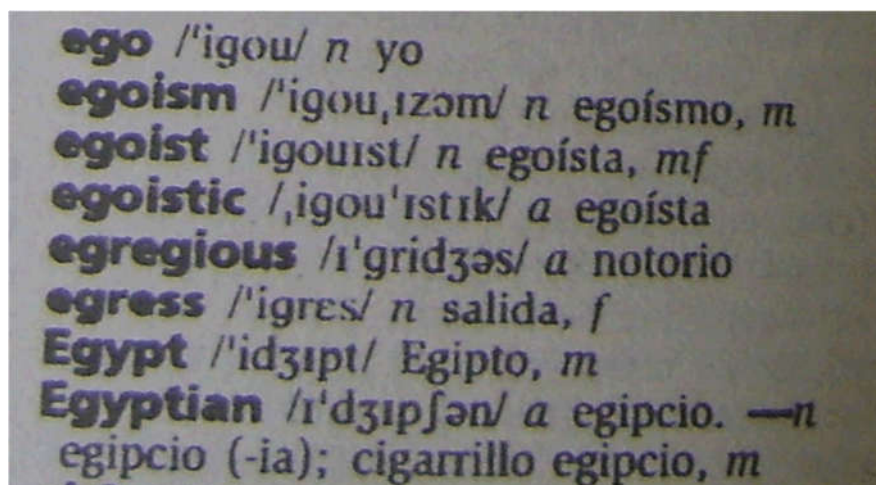
Básicamente, se trata de utilizar el diccionario en la búsqueda de palabras en inglés (inglés-español).

Cuando buscamos en nuestro diccionario una palabra en inglés, debemos tener en cuenta la siguiente información:



Una vez encontrada, debemos entender lo que el diccionario nos ofrece al lado de cada palabra:

- I. La **pronunciación**, que aparece entre barras o corchetes. El símbolo ´ indica que el acento recae en la sílaba que viene detrás de ese símbolo.
- II. El **tipo de palabra** que es (nombre, adjetivo, verbo, adverbio,...)
- III. El **significado** o los significados que puede tener junto con ejemplos.



La pronunciación se representa a través de símbolos fonéticos que aparecen en el siguiente cuadro:

		Phonemic Chart							
Vowels	i:	ɪ	ʊ	u:	ɪə	eɪ			
	e	ə	ɜ:	ɔ:	ʊə	ɔɪ	əʊ	short	
	æ	ʌ	ɑ:	ɒ	eə	aɪ	aʊ	long	
								diphthongs	
								voiced	
								unvoiced	
Consonants	p	b	t	d	tʃ	dʒ	k	g	
	f	v	θ	ð	s	z	ʃ	ʒ	
	m	n	ŋ	j	l	r	w	h	

The 44 phonemes of Standard British English with examples of common spellings. adapted by AlbaEnglish.co.uk

STARTER UNIT: ALL ABOUT ME AND MY FAMILY

VOCABULARY:

- GOOD
- INTERESTING
- FAST
- HAPPY
- MODERN

+ GRADOS DEL AJETIVO (REVISION)

(COMPARATIVES AND SUPERLATIVES)

UNIT 2: IN THE COUNTRYSIDE

VOCABULARY: Adjectives

- EXPENSIVE
- CROWDED
- HISTORICAL
- MODERN
- FRIGHTENING
- FAMOUS
- BORING
- RELAXING
- BEAUTIFUL
- DANGEROUS
- DIFFICULT
- EXCITING
- EASY
- SELFISH
- KIND
- CONFIDENT
- SHY
- NERVOUS
- EMBARRASED

+ VERY....

A BIT....